

Signify Classified - Internal
Cooper Lighting Solutions Photometric Lab
1121 Highway 74 South
Peachtree City, GA 30269



Scaled data based on original data using
LM-79-08 Approved Method: Electrical and Photometric Measurements of Solid-
State Lighting Products

Test Report Prepared for
Cooper Lighting Solutions
(formerly Eaton)

Brand: STREETWORKS

Report Number: P879798

Luminaire Tested: **MEM2-HTN-VA-80-735-U-RW**

Issue Date: 10/01/2024



Test Information

Test Method: LM-79-08
Report Number: P879798
Test Lab: INNOVATION CENTER(G3)
Issue Date: 10/01/2024
Manufacturer: COOPER LIGHTING SOLUTIONS (FORMERLY EATON)
Product Line: STREETWORKS
Catalog Number: MEM2-HTN-VA-80-735-U-RW
Description: EPIC MODERN TALL HOUSING 80W 70CRI 3500K VISUAL COMFORT FIXTURE w/
RECTANGULAR WIDE DISTRIBUTION OPTIC
Light Source: (1) 3500K CCT, 70 CRI LEDS
Ballast/Driver: ELECTRONIC DRIVER

Summary

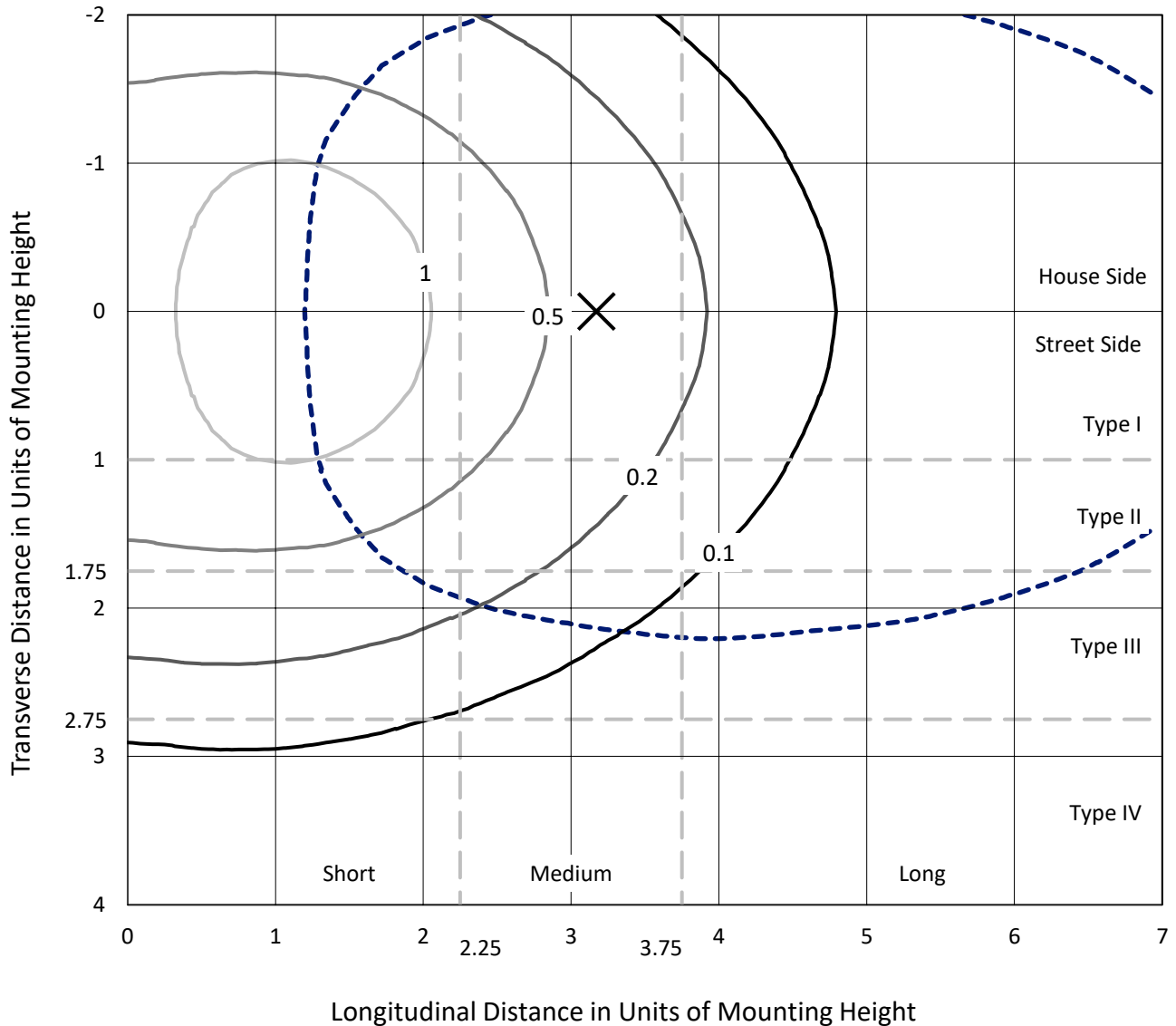
Lumens per Lamp: N/A
Luminaire Lumens: 5875 lumens
Efficiency: N/A
Efficacy: 75.3 lumens/watt
Luminous Opening: Circular (Dia: 1.12' x H: 0')
IES Classification: Type III - Short
BUG Rating: B3 - U0 - G3

Input Watts (W): 78
Input Voltage (V): 120
Input Current (Ain): NR
Voltage Rise (V): NR
Power Factor: 0.99
Total Harmonic Distortion (THDi): 6%
Frequency (hertz): 60
Stabilization Time: NR
Operation Time: NR
Ambient Temperature (°C): NR
Test Distance: 24 FT

REPORT NUMBER: P879798
 CATALOG NUMBER: MEM2-HTN-VA-80-735-U-RW

Iso-Footcandle Lines of Horizontal Illumination

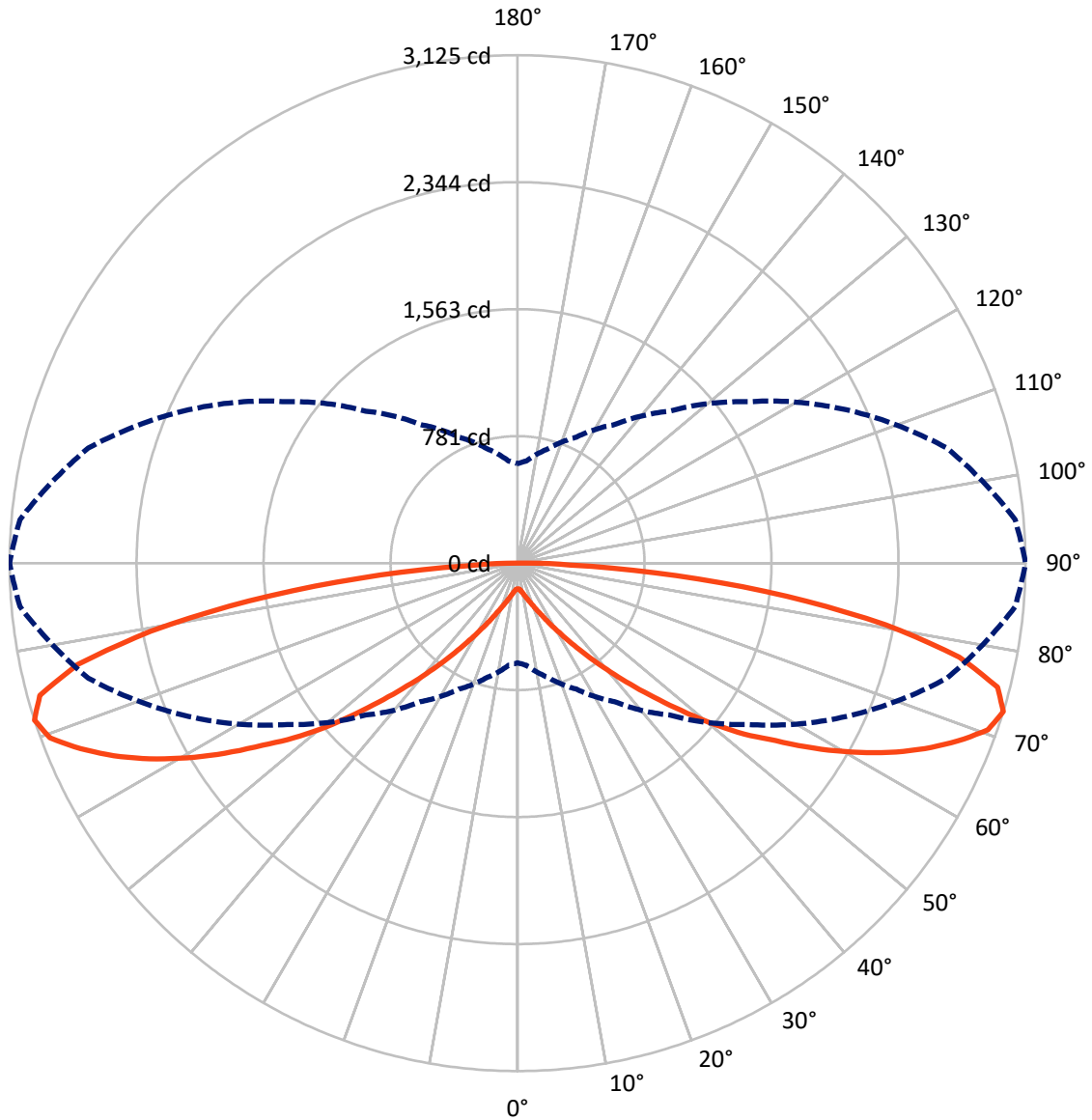
× Max cd
 - - - 1/2 Max cd



Based on 15 foot mounting height. Maximum calculated value = 1.9 fc
 Type III - Short - N/A

REPORT NUMBER: P879798
CATALOG NUMBER: MEM2-HTN-VA-80-735-U-RW

Luminous Intensity Polar Plot



— Vertical Plane Through 90-Deg Lateral - - - Horizontal Cone Through 72.5-Deg Vertical

REPORT NUMBER: P879798
 CATALOG NUMBER: MEM2-HTN-VA-80-735-U-RW

FLUX DISTRIBUTION:

		Downward	Upward	Total
House Side	Lumens	2937.5	0.0	2937.5
	% Fixture	50.0	0.0	50.0
Street Side	Lumens	2937.5	0.0	2937.5
	% Fixture	50.0	0.0	50.0
Total	Lumens	5875.0	0.0	5875.0
	% Fixture	100.0	0.0	100.0

Coefficient of Utilization

ZONAL LUMENS:

Zone	Lumens	% Fixture
0°-10°	16.2	0.3
10°-20°	60.2	1.0
20°-30°	138.9	2.4
30°-40°	297.7	5.1
40°-50°	614.7	10.5
50°-60°	1129.2	19.2
60°-70°	1609.9	27.4
70°-80°	1497.5	25.5
80°-90°	510.6	8.7
90°-100°	0.0	0.0
100°-110°	0.0	0.0
110°-120°	0.0	0.0
120°-130°	0.0	0.0
130°-140°	0.0	0.0
140°-150°	0.0	0.0
150°-160°	0.0	0.0
160°-170°	0.0	0.0
170°-180°	0.0	0.0
0°-90°	5875.0	100.0
0°-180°	5875.0	100.0

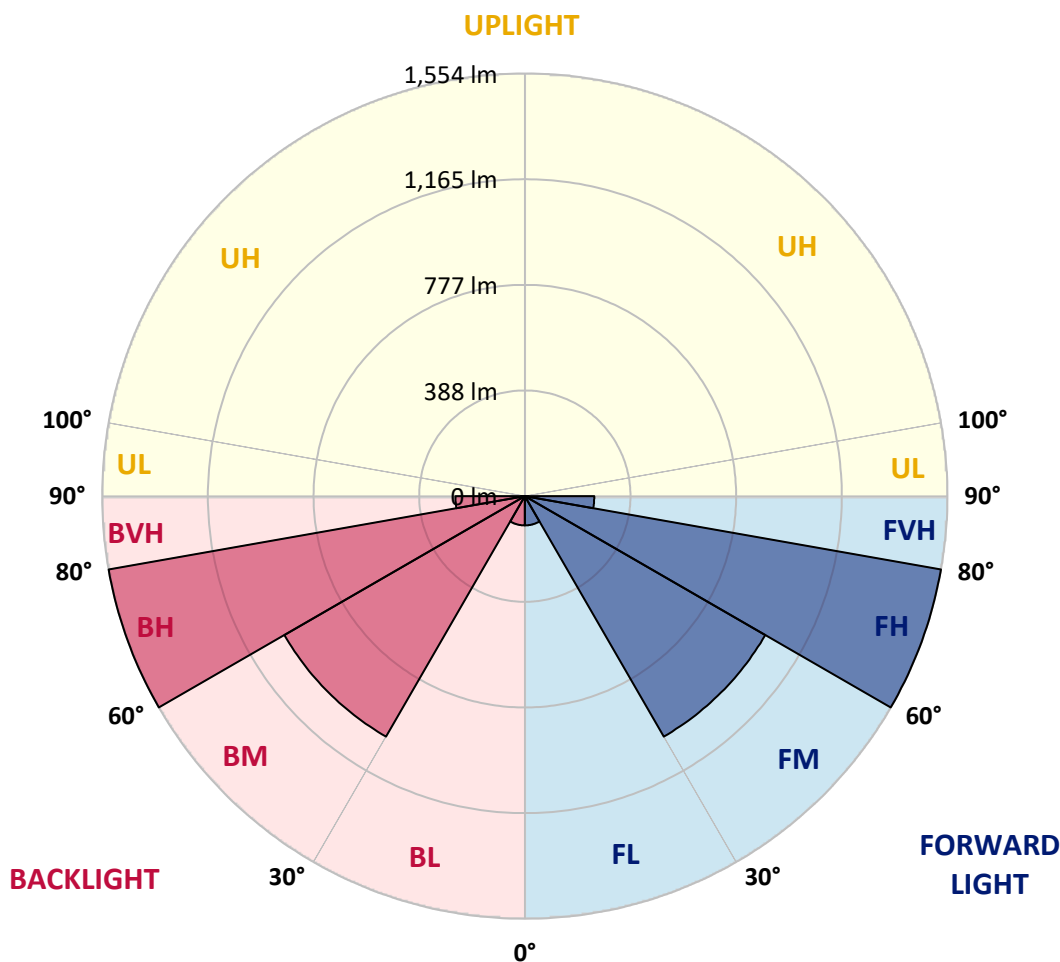


REPORT NUMBER: P879798
 CATALOG NUMBER: MEM2-HTN-VA-80-735-U-RW

LUMINAIRE CLASSIFICATION SYSTEM LUMEN TABLE AND BUG RATING:

Zone	Lumens	% Fixture	Zone Rating/Lumen Limit		
			B	U	G
FL (0°-30°)	107.6	1.8			
FM (30°-60°)	1020.8	17.4			
FH (60°-80°)	1553.7	26.4			G1/1800
FVH (80°-90°)	255.3	4.3			G3/500
BL (0°-30°)	107.6	1.8	B0/110		
BM (30°-60°)	1020.8	17.4	B2/2500		
BH (60°-80°)	1553.7	26.4	B3/2500		G3/2500
BVH (80°-90°)	255.3	4.3			G3/500
UL (90°-100°)	0.0	0.0		U0/0	
UH (100°-180°)	0.0	0.0		U0/0	

BUG Rating: B3-U0-G3
 Type III Short





REPORT NUMBER: P879798

CATALOG NUMBER: MEM2-HTN-VA-80-735-U-RW

CANDELA DISTRIBUTION (FULL):

	0°	5°	15°	25°	35°	45°	55°	65°	75°	85°	90°
0°	158.1	158.1	158.1	158.1	158.1	158.1	158.1	158.1	158.1	158.1	158.1
2.5°	158.9	158.9	158.9	158.9	159.6	159.6	159.6	159.6	159.6	159.6	159.6
5°	161.1	161.1	161.1	161.8	163.3	164.1	164.8	164.8	165.6	165.6	165.6
7.5°	164.8	164.8	165.6	167.8	169.3	171.5	173.8	174.5	176.8	176.8	176.8
10°	170.1	170.1	171.5	173.8	177.5	182.0	185.7	188.7	190.2	190.9	191.7
12.5°	176.8	176.8	179.0	182.7	188.7	193.9	199.9	203.6	207.3	208.8	208.8
15°	185.0	185.0	188.0	193.2	199.9	207.3	215.6	222.3	227.5	229.7	230.5
17.5°	193.2	193.9	197.7	204.4	213.3	223.0	233.5	242.4	250.6	253.6	255.1
20°	203.6	203.6	208.1	217.0	228.2	241.7	255.8	267.8	278.2	284.2	284.9
22.5°	215.6	216.3	220.8	232.0	246.1	263.3	281.9	298.3	313.3	320.7	320.0
25°	227.5	228.2	234.9	248.4	266.3	290.1	314.0	335.6	355.8	364.7	364.7
27.5°	241.7	242.4	250.6	266.3	290.1	320.0	351.3	382.6	402.8	416.2	420.7
30°	258.8	259.6	269.3	289.4	317.0	354.3	396.0	436.3	463.2	482.6	483.3
32.5°	277.5	278.9	290.9	314.0	349.8	396.8	449.0	499.0	536.3	560.9	560.1
35°	302.8	304.3	320.7	346.8	390.1	446.0	509.4	577.3	620.5	648.9	651.9
37.5°	328.9	331.9	350.5	384.9	437.1	504.2	584.0	660.1	724.2	750.3	757.8
40°	359.5	362.5	385.6	427.4	487.8	573.6	672.0	765.2	839.1	874.9	880.1
42.5°	394.6	399.8	426.6	475.1	551.2	650.4	765.2	880.1	973.3	1020.3	1017.3
45°	444.5	449.0	483.3	537.8	623.5	737.6	877.1	1021.1	1121.8	1176.2	1175.5
47.5°	492.3	498.2	539.2	607.9	707.1	839.8	1003.9	1168.0	1283.6	1344.0	1354.5
50°	541.5	549.7	601.9	678.7	796.6	959.2	1143.4	1319.4	1459.6	1534.2	1552.1
52.5°	625.0	632.5	687.7	768.2	894.3	1074.0	1285.8	1483.5	1638.6	1717.7	1746.8
55°	681.7	693.6	763.8	864.4	1007.6	1197.8	1430.5	1658.8	1834.0	1911.6	1928.0
57.5°	700.4	713.0	797.3	921.9	1099.4	1328.4	1581.9	1826.6	2016.8	2121.9	2148.0
60°	701.1	716.8	807.8	942.8	1144.1	1420.1	1716.9	2007.1	2222.6	2338.2	2360.6
62.5°	725.0	742.9	839.8	965.9	1166.5	1462.6	1808.7	2160.0	2424.0	2541.1	2565.7
65°	751.8	772.7	875.6	1015.8	1217.2	1508.1	1866.9	2270.4	2605.3	2741.7	2753.7
67.5°	724.2	742.1	850.3	995.7	1205.3	1517.1	1907.9	2339.0	2714.2	2911.8	2921.5
70°	678.7	697.4	800.3	933.1	1138.9	1449.2	1860.9	2339.0	2778.3	3026.7	3071.4
72.5°	612.3	631.0	728.7	855.5	1040.5	1321.6	1730.4	2231.6	2734.3	3072.9	3125.1
75°	531.0	548.2	638.4	754.1	915.9	1170.2	1540.9	2027.2	2562.7	2987.1	3049.8
77.5°	443.0	458.7	535.5	628.8	766.0	992.0	1309.7	1749.8	2262.9	2697.7	2779.0
80°	348.3	364.0	422.9	496.0	606.4	779.4	1042.7	1407.4	1851.2	2215.2	2295.0
82.5°	261.0	268.5	310.3	363.2	434.1	562.4	756.3	1040.5	1372.4	1633.4	1669.2
85°	164.1	170.8	199.1	235.7	278.2	345.3	466.2	637.0	829.4	976.3	978.6
87.5°	50.7	58.9	67.9	89.5	102.2	123.1	147.7	208.1	273.7	345.3	324.4
90°	0.0	0.0	0.0	0.0	0.0	0.0	0.0	0.0	0.0	0.0	0.0

Cooper Lighting Solutions Photometric Lab
1121 Highway 74 South
Peachtree City, GA 30269



LM-79-2019: Approved Method: Electrical and Photometric Measurements of Solid-State Lighting Products

Report Prepared for

Cooper Lighting Solutions

Streetworks

Report Number: SP1-2407-176-4

Test Date: 09/24/2024

Luminaire Tested: MEM2-HTN-VA-30-735-U-WQ

Data in this report applies to families of products including MEM2-HTN-VA-30-735-U-WQ

Test Information

Test Method: LM-79-2019
 Report Number: SP1-2407-176-4
 Test Lab: COOPER LIGHTING SOLUTIONS
 Photometer: SP1 - 76IN SPHERE
 Measurement Geometry: 4π
 Issue Date: 09/27/2024
 Manufacturer: COOPER LIGHTING SOLUTIONS
 Product Line: Streetworks
 Catalog Number: **MEM2-HTN-VA-30-735-U-WQ**
 Description: EPIC MODERN VISUAL COMFORT 30W WAVESTREAM WIDE

Spectral Parameters

CCT (K): 3348
 CIE u': 0.2384
 CIE v': 0.5184
 Duv: 0.0030
 CIE x: 0.4177
 CIE y: 0.4036
 CIE z: 0.1787
 Peak Wavelength (nm): 593
 Dominant Wavelength (nm): 580
 Purity: 46.5223
 Rf: 75.8
 Rg: 95.8

CRI (Ra):	73.4		
R1:	70.8	R9:	-19.2
R2:	79.9	R10:	52.5
R3:	87.6	R11:	68.0
R4:	72.6	R12:	42.6
R5:	69.3	R13:	72.0
R6:	71.3	R14:	92.6
R7:	82.1	R15:	63.8
R8:	53.3		



Test Conditions

Stabilization Time: 30M
 Operation Time: 1H 30M
 Sphere Temperature (°C): 25.2

REPORT NUMBER: SP1-2407-176-4

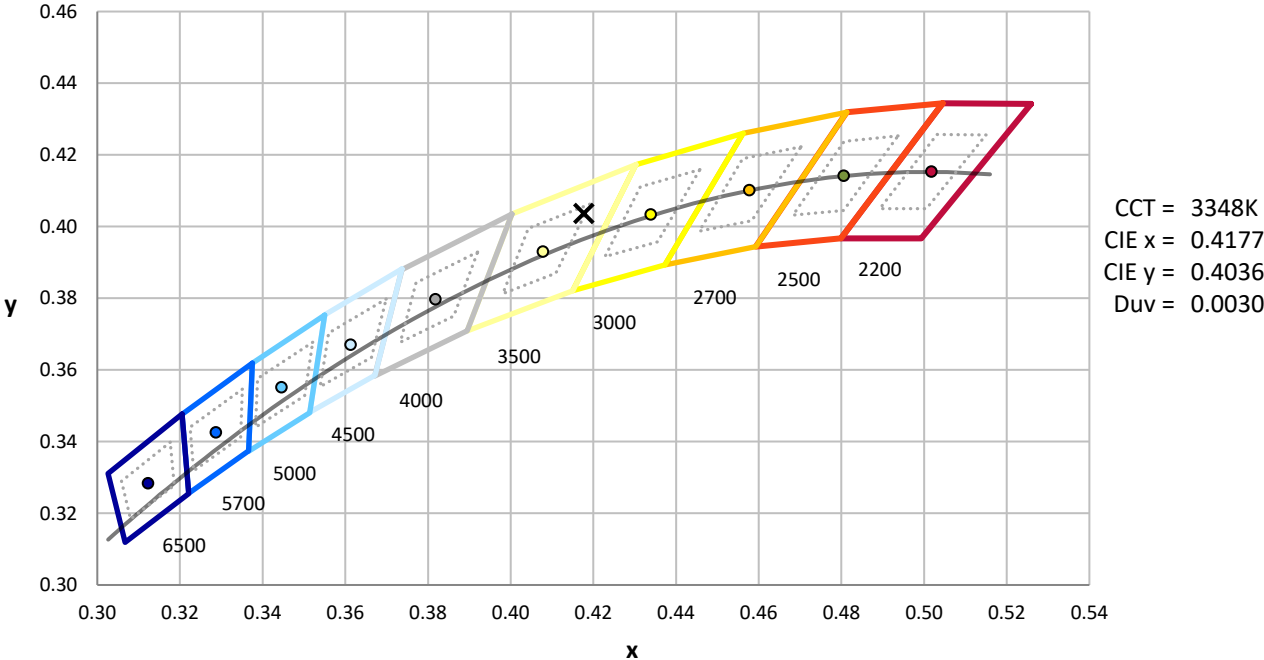
Measurement and Test Equipment			
Instrument	Identification Number	Calibration Date	Calibration Due Date
Photometer	IN0058	6/18/2024	12/18/2024
Power Meter	INXT2011004	2/8/2024	2/8/2025
AC Power Source	IN0063	10/24/2023	10/24/2024
DC Power Source	IN0208	10/24/2023	10/24/2024
Sphere Thermometer	IN0085	10/24/2023	10/24/2024
Room Thermometer	IN0046	10/24/2023	10/24/2024

REPORT NUMBER: SP1-2407-176-4

CIE 1931 Chromaticity Diagram



CIE 1931 Chromaticity Diagram with 2017 ANSI 7-Step and 4-Step Quadrangles



Point lies inside the ANSI 3500K 4-step quadrangle

REPORT NUMBER: SP1-2407-176-4

Photopic Flux vs. Wavelength



Photopic Lumens: NR

λ (nm)	Power W [^] /nm	Lumens (φ/nm)	λ (nm)	Power W [^] /nm	Lumens (φ/nm)	λ (nm)	Power W [^] /nm	Lumens (φ/nm)	λ (nm)	Power W [^] /nm	Lumens (φ/nm)	λ (nm)	Power W [^] /nm	Lumens (φ/nm)
360	0	NR	490	110	NR	620	844	NR	750	28	NR	880	0	NR
365	0	NR	495	150	NR	625	792	NR	755	25	NR	885	0	NR
370	0	NR	500	214	NR	630	737	NR	760	22	NR	890	0	NR
375	0	NR	505	293	NR	635	683	NR	765	19	NR	895	0	NR
380	0	NR	510	376	NR	640	625	NR	770	16	NR	900	0	NR
385	0	NR	515	458	NR	645	566	NR	775	14	NR	905	0	NR
390	0	NR	520	526	NR	650	509	NR	780	12	NR	910	0	NR
395	1	NR	525	584	NR	655	453	NR	785	10	NR	915	0	NR
400	3	NR	530	631	NR	660	401	NR	790	9	NR	920	0	NR
405	5	NR	535	671	NR	665	353	NR	795	8	NR	925	0	NR
410	10	NR	540	704	NR	670	308	NR	800	7	NR	930	0	NR
415	21	NR	545	737	NR	675	269	NR	805	6	NR	935	0	NR
420	44	NR	550	766	NR	680	235	NR	810	5	NR	940	0	NR
425	90	NR	555	797	NR	685	204	NR	815	4	NR	945	0	NR
430	171	NR	560	832	NR	690	177	NR	820	4	NR	950	0	NR
435	305	NR	565	866	NR	695	152	NR	825	3	NR	955	0	NR
440	455	NR	570	901	NR	700	131	NR	830	3	NR	960	0	NR
445	615	NR	575	933	NR	705	112	NR	835	3	NR	965	0	NR
450	771	NR	580	963	NR	710	96	NR	840	2	NR	970	0	NR
455	579	NR	585	984	NR	715	80	NR	845	2	NR	975	0	NR
460	313	NR	590	1000	NR	720	67	NR	850	2	NR	980	0	NR
465	221	NR	595	999	NR	725	55	NR	855	1	NR	985	0	NR
470	156	NR	600	990	NR	730	46	NR	860	1	NR	990	0	NR
475	103	NR	605	968	NR	735	40	NR	865	1	NR	995	0	NR
480	89	NR	610	937	NR	740	35	NR	870	1	NR	1000	0	NR
485	93	NR	615	893	NR	745	31	NR	875	1	NR			

REPORT NUMBER: SP1-2407-176-4

Scotopic Flux vs. Wavelength



Scotopic Lumens: NR

S/P: 1.31

λ (nm)	Power W [^] /nm	Lumens (φ/nm)	λ (nm)	Power W [^] /nm	Lumens (φ/nm)	λ (nm)	Power W [^] /nm	Lumens (φ/nm)	λ (nm)	Power W [^] /nm	Lumens (φ/nm)	λ (nm)	Power W [^] /nm	Lumens (φ/nm)
360	0	NR	490	110	NR	620	844	NR	750	28	NR	880	0	NR
365	0	NR	495	150	NR	625	792	NR	755	25	NR	885	0	NR
370	0	NR	500	214	NR	630	737	NR	760	22	NR	890	0	NR
375	0	NR	505	293	NR	635	683	NR	765	19	NR	895	0	NR
380	0	NR	510	376	NR	640	625	NR	770	16	NR	900	0	NR
385	0	NR	515	458	NR	645	566	NR	775	14	NR	905	0	NR
390	0	NR	520	526	NR	650	509	NR	780	12	NR	910	0	NR
395	1	NR	525	584	NR	655	453	NR	785	10	NR	915	0	NR
400	3	NR	530	631	NR	660	401	NR	790	9	NR	920	0	NR
405	5	NR	535	671	NR	665	353	NR	795	8	NR	925	0	NR
410	10	NR	540	704	NR	670	308	NR	800	7	NR	930	0	NR
415	21	NR	545	737	NR	675	269	NR	805	6	NR	935	0	NR
420	44	NR	550	766	NR	680	235	NR	810	5	NR	940	0	NR
425	90	NR	555	797	NR	685	204	NR	815	4	NR	945	0	NR
430	171	NR	560	832	NR	690	177	NR	820	4	NR	950	0	NR
435	305	NR	565	866	NR	695	152	NR	825	3	NR	955	0	NR
440	455	NR	570	901	NR	700	131	NR	830	3	NR	960	0	NR
445	615	NR	575	933	NR	705	112	NR	835	3	NR	965	0	NR
450	771	NR	580	963	NR	710	96	NR	840	2	NR	970	0	NR
455	579	NR	585	984	NR	715	80	NR	845	2	NR	975	0	NR
460	313	NR	590	1000	NR	720	67	NR	850	2	NR	980	0	NR
465	221	NR	595	999	NR	725	55	NR	855	1	NR	985	0	NR
470	156	NR	600	990	NR	730	46	NR	860	1	NR	990	0	NR
475	103	NR	605	968	NR	735	40	NR	865	1	NR	995	0	NR
480	89	NR	610	937	NR	740	35	NR	870	1	NR	1000	0	NR
485	93	NR	615	893	NR	745	31	NR	875	1	NR			

REPORT NUMBER: SP1-2407-176-4

Melanopic Flux vs. Wavelength



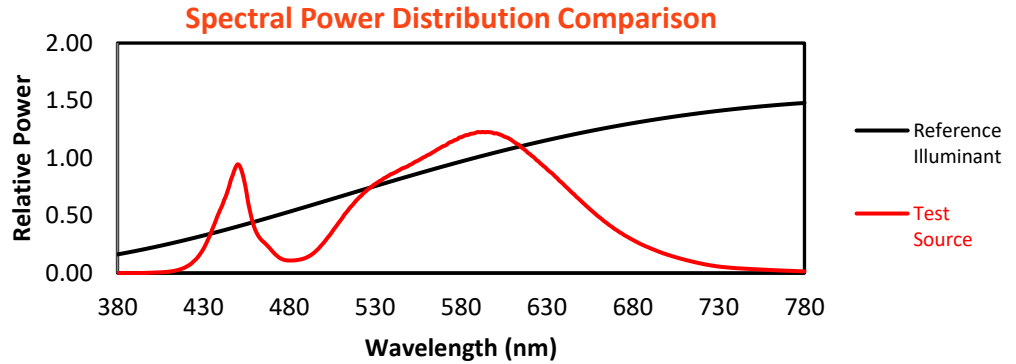
Melanopic Lumens: NR

M/P: 2.4

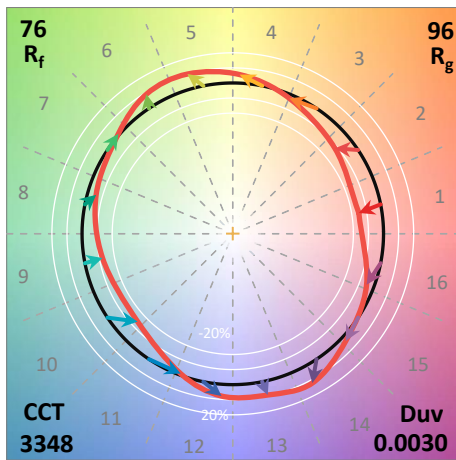
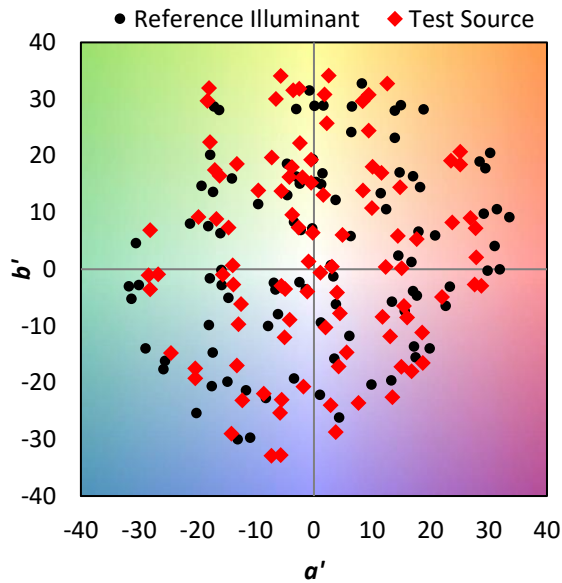
λ (nm)	Power W [^] /nm	Lumens (φ/nm)	λ (nm)	Power W [^] /nm	Lumens (φ/nm)	λ (nm)	Power W [^] /nm	Lumens (φ/nm)	λ (nm)	Power W [^] /nm	Lumens (φ/nm)	λ (nm)	Power W [^] /nm	Lumens (φ/nm)
360	0	NR	490	110	NR	620	844	NR	750	28	NR	880	0	NR
365	0	NR	495	150	NR	625	792	NR	755	25	NR	885	0	NR
370	0	NR	500	214	NR	630	737	NR	760	22	NR	890	0	NR
375	0	NR	505	293	NR	635	683	NR	765	19	NR	895	0	NR
380	0	NR	510	376	NR	640	625	NR	770	16	NR	900	0	NR
385	0	NR	515	458	NR	645	566	NR	775	14	NR	905	0	NR
390	0	NR	520	526	NR	650	509	NR	780	12	NR	910	0	NR
395	1	NR	525	584	NR	655	453	NR	785	10	NR	915	0	NR
400	3	NR	530	631	NR	660	401	NR	790	9	NR	920	0	NR
405	5	NR	535	671	NR	665	353	NR	795	8	NR	925	0	NR
410	10	NR	540	704	NR	670	308	NR	800	7	NR	930	0	NR
415	21	NR	545	737	NR	675	269	NR	805	6	NR	935	0	NR
420	44	NR	550	766	NR	680	235	NR	810	5	NR	940	0	NR
425	90	NR	555	797	NR	685	204	NR	815	4	NR	945	0	NR
430	171	NR	560	832	NR	690	177	NR	820	4	NR	950	0	NR
435	305	NR	565	866	NR	695	152	NR	825	3	NR	955	0	NR
440	455	NR	570	901	NR	700	131	NR	830	3	NR	960	0	NR
445	615	NR	575	933	NR	705	112	NR	835	3	NR	965	0	NR
450	771	NR	580	963	NR	710	96	NR	840	2	NR	970	0	NR
455	579	NR	585	984	NR	715	80	NR	845	2	NR	975	0	NR
460	313	NR	590	1000	NR	720	67	NR	850	2	NR	980	0	NR
465	221	NR	595	999	NR	725	55	NR	855	1	NR	985	0	NR
470	156	NR	600	990	NR	730	46	NR	860	1	NR	990	0	NR
475	103	NR	605	968	NR	735	40	NR	865	1	NR	995	0	NR
480	89	NR	610	937	NR	740	35	NR	870	1	NR	1000	0	NR
485	93	NR	615	893	NR	745	31	NR	875	1	NR			

Summary

$R_f = 75.8$
 $R_g = 95.8$
 $CIE R_a = 73.4$
 $R_9 = -19.2$

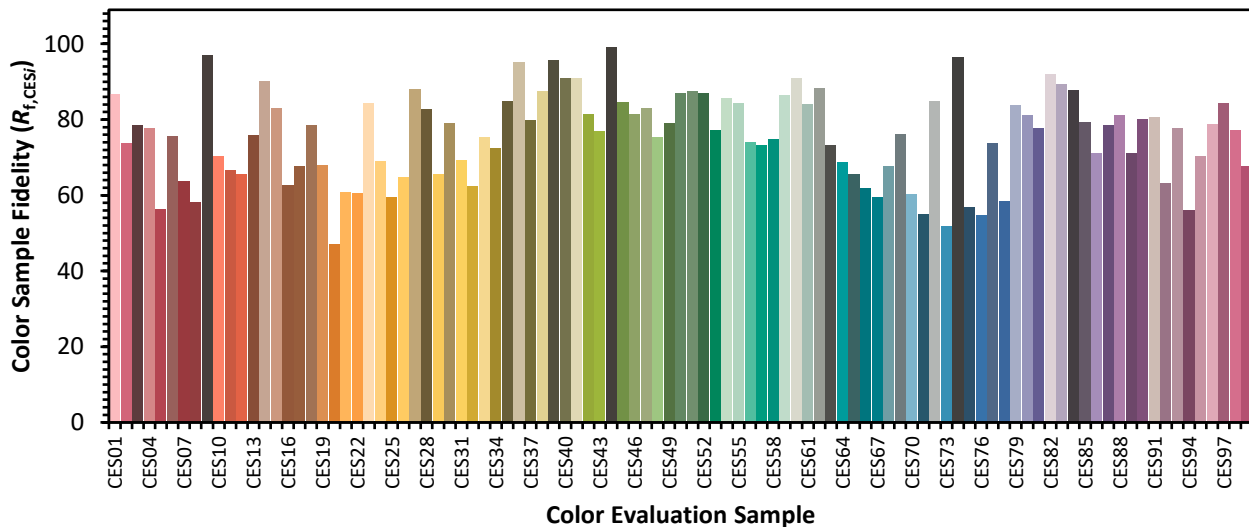


Color Vector Graphics

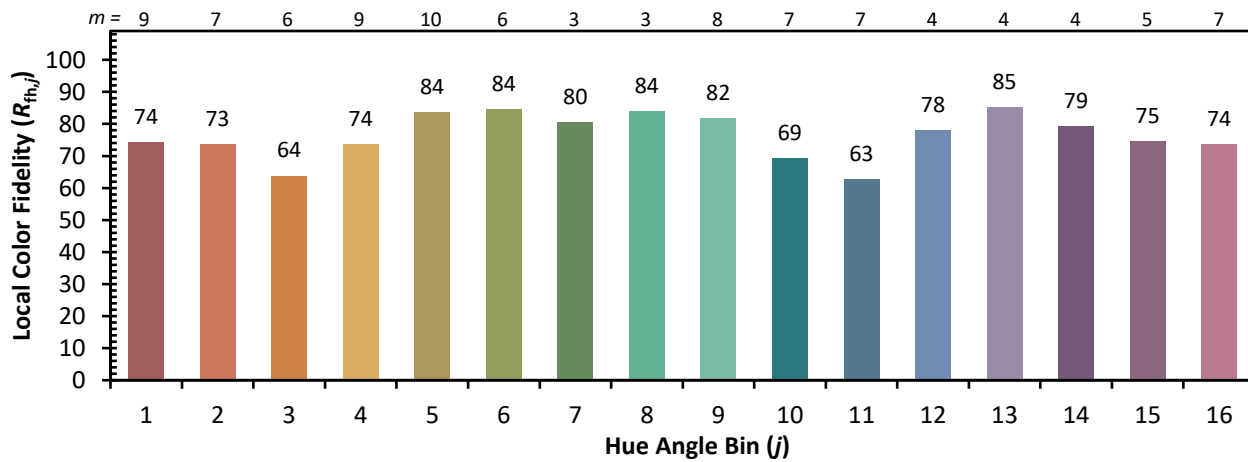


Individual Sample Fidelity Index ($R_{f,i}$)

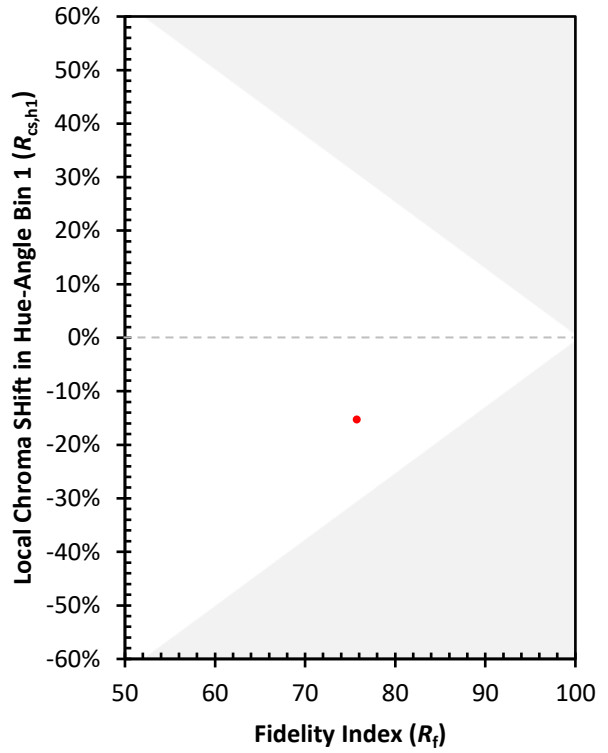
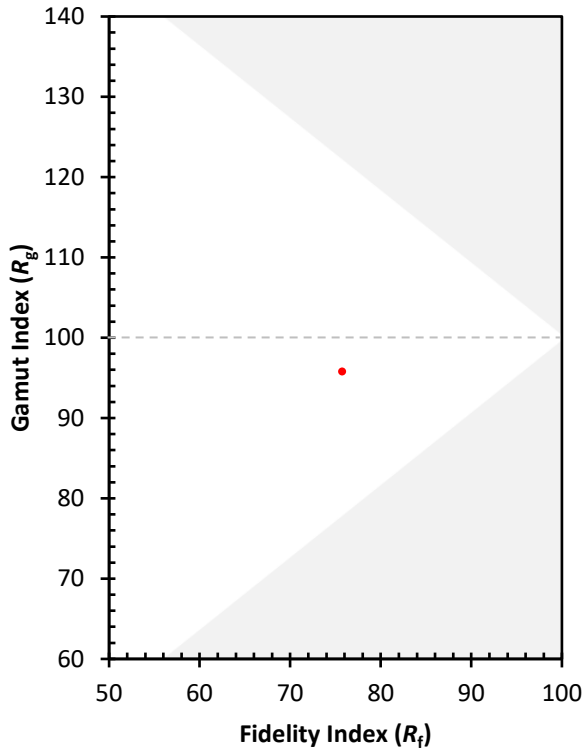
CES01 = 86	CES26 = 65	CES51 = 88	CES76 = 55
CES02 = 62	CES27 = 88	CES52 = 87	CES77 = 74
CES03 = 31	CES28 = 83	CES53 = 77	CES78 = 58
CES04 = 70	CES29 = 66	CES54 = 86	CES79 = 84
CES05 = 48	CES30 = 79	CES55 = 84	CES80 = 81
CES06 = 51	CES31 = 69	CES56 = 74	CES81 = 78
CES07 = 41	CES32 = 62	CES57 = 73	CES82 = 92
CES08 = 40	CES33 = 75	CES58 = 75	CES83 = 89
CES09 = 29	CES34 = 73	CES59 = 87	CES84 = 88
CES10 = 75	CES35 = 85	CES60 = 91	CES85 = 79
CES11 = 58	CES36 = 95	CES61 = 84	CES86 = 71
CES12 = 64	CES37 = 80	CES62 = 88	CES87 = 79
CES13 = 43	CES38 = 88	CES63 = 73	CES88 = 81
CES14 = 74	CES39 = 96	CES64 = 69	CES89 = 71
CES15 = 71	CES40 = 91	CES65 = 66	CES90 = 80
CES16 = 47	CES41 = 91	CES66 = 62	CES91 = 81
CES17 = 50	CES42 = 81	CES67 = 60	CES92 = 63
CES18 = 56	CES43 = 77	CES68 = 68	CES93 = 78
CES19 = 72	CES44 = 99	CES69 = 76	CES94 = 56
CES20 = 65	CES45 = 85	CES70 = 60	CES95 = 70
CES21 = 87	CES46 = 82	CES71 = 55	CES96 = 79
CES22 = 79	CES47 = 83	CES72 = 85	CES97 = 84
CES23 = 92	CES48 = 75	CES73 = 52	CES98 = 77
CES24 = 91	CES49 = 79	CES74 = 96	CES99 = 68
CES25 = 72	CES50 = 87	CES75 = 57	



Color Rendition by Hue-Angle Bin



Measure Comparisons



(END OF REPORT)